



DAILY BULLION REPORT

5 June 2026

5 June 2026

BULLDEX SNAPSHOT

Commodity	Expiry	Open	High	Low	Close	% Change
MCXBULLDEX	24-Jun-26	0.00	0.00	0.00	37581.00	0.00

BULLION SNAPSHOT

Commodity	Expiry	Open	High	Low	Close	% Change
GOLD	5-Aug-26	159366.00	160408.00	158701.00	159547.00	0.65
GOLD	5-Oct-26	162642.00	163760.00	162337.00	162935.00	0.51
GOLDMINI	3-Jul-26	157059.00	158044.00	156550.00	157289.00	0.62
GOLDMINI	5-Aug-26	159276.00	160205.00	158600.00	159381.00	0.63
SILVER	3-Jul-26	263146.00	267800.00	261596.00	264796.00	0.70
SILVER	4-Sep-26	270867.00	275083.00	269241.00	272323.00	0.64
SILVERMINI	30-Jun-26	268216.00	272150.00	266288.00	269388.00	-0.45
SILVERMINI	31-Aug-26	274984.00	278942.00	273520.00	276355.00	2.03

OPEN INTEREST SNAPSHOT

Commodity	Expiry	% Change	% Oi Change	Oi Status
MCXBULLDEX	24-Jun-26	0.00	0.00	Long Liquidation
MCXBULLDEX	29-Jul-26	0.00	0.00	Long Liquidation
GOLD	5-Aug-26	0.65	0.86	Fresh Buying
GOLD	5-Oct-26	0.51	-0.61	Short Covering
GOLDMINI	3-Jul-26	0.62	0.11	Fresh Buying
GOLDMINI	5-Aug-26	0.63	7.88	Fresh Buying
SILVER	3-Jul-26	0.70	2.05	Fresh Buying
SILVER	4-Sep-26	0.64	5.60	Fresh Buying
SILVERMINI	30-Jun-26	0.66	-0.45	Short Covering
SILVERMINI	31-Aug-26	0.58	2.03	Fresh Buying

INTERNATIONAL BULLION SNAPSHOT

Commodity	Open	High	Low	Close	% Change
Gold \$	4461.33	4470.18	4442.67	4445.36	-0.37
Silver \$	73.78	73.81	72.51	72.87	-1.30

RATIOS

Ratio	Price	Ratio	Price	Ratio	Price
Gold / Silver Ratio	60.25	Silver / Crudeoil Ratio	29.95	Gold / Copper Ratio	115.92
Gold / Crudeoil Ratio	18.04	Silver / Copper Ratio	192.39	Crudeoil / Copper Ratio	6.42

Important levels for Jewellery/Bullion Dealers



Booking Price for Sellers	Booking Price for Buyers
159857.00	159237.00
160067.00	159027.00



Booking Price for Sellers	Booking Price for Buyers
265116.00	264076.00
266276.00	263316.00



Booking Price for Sellers	Booking Price for Buyers
95.97	95.61
96.19	95.39





Booking Price for Sellers	Booking Price for Buyers
4458.20	4432.90
4471.10	4420.00



Booking Price for Sellers	Booking Price for Buyers
73.28	72.46
73.59	72.15

Click here for download Kedia Advisory **Special Research Reports**



Technical Snapshot



SELL GOLD AUG @ 160500 SL 161500 TGT 159000-158000. MCX

Observations

Gold trading range for the day is 157840-161260.

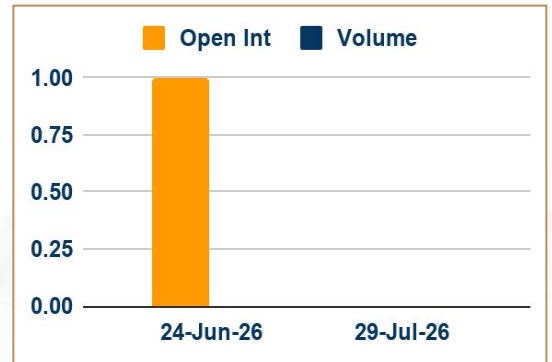
Gold prices gained as oil prices slipped on optimism over a potential end to the Iran conflict.

Lebanon ceasefire raises hopes of progress for Iran deal

India's physically backed gold exchange-traded funds recorded their first net monthly outflow in a year in May.

Investors are now turning their attention to the release on Friday of the U.S. employment report for May.

OI & Volume



Spread

GOLD OCT-AUG	3388.00
GOLDMINI AUG-JUL	2092.00

Trading Levels

Commodity	Expiry	Close	R2	R1	PP	S1	S2
GOLD	5-Aug-26	159547.00	161260.00	160400.00	159550.00	158690.00	157840.00
GOLD	5-Oct-26	162935.00	164435.00	163685.00	163010.00	162260.00	161585.00
GOLDMINI	3-Jul-26	157289.00	158790.00	158040.00	157295.00	156545.00	155800.00
GOLDMINI	5-Aug-26	159381.00	161000.00	160190.00	159395.00	158585.00	157790.00
Gold \$		4445.36	4480.51	4463.33	4453.00	4435.82	4425.49



FOLLOW US

Technical Snapshot



SELL SILVER JUL @ 267000 SL 269500 TGT 264000-262000. MCX

Observations

Silver trading range for the day is 258525-270935.

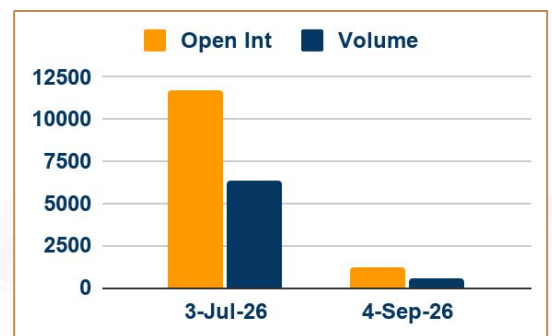
Silver gained as hopes for a Middle East resolution weakened the dollar and oil prices.

Israel and Lebanon's agreement to implement a ceasefire and end hostilities fueled optimism for a broader deal to de-escalate war.

Fed policy 'a bit loose,' need it to be 'restrictive,' Logan says

Fed's Hammack warns of extended supply chain disruptions

OI & Volume



Spread

SILVER SEP-JUL	7527.00
SILVERMINI AUG-JUN	6967.00

Trading Levels

Commodity	Expiry	Close	R2	R1	PP	S1	S2
SILVER	3-Jul-26	264796.00	270935.00	267865.00	264730.00	261660.00	258525.00
SILVER	4-Sep-26	272323.00	278060.00	275190.00	272215.00	269345.00	266370.00
SILVERMINI	30-Jun-26	269388.00	275135.00	272260.00	269275.00	266400.00	263415.00
SILVERMINI	31-Aug-26	276355.00	281690.00	279020.00	276270.00	273600.00	270850.00
Silver \$		72.87	74.36	73.61	73.06	72.31	71.76

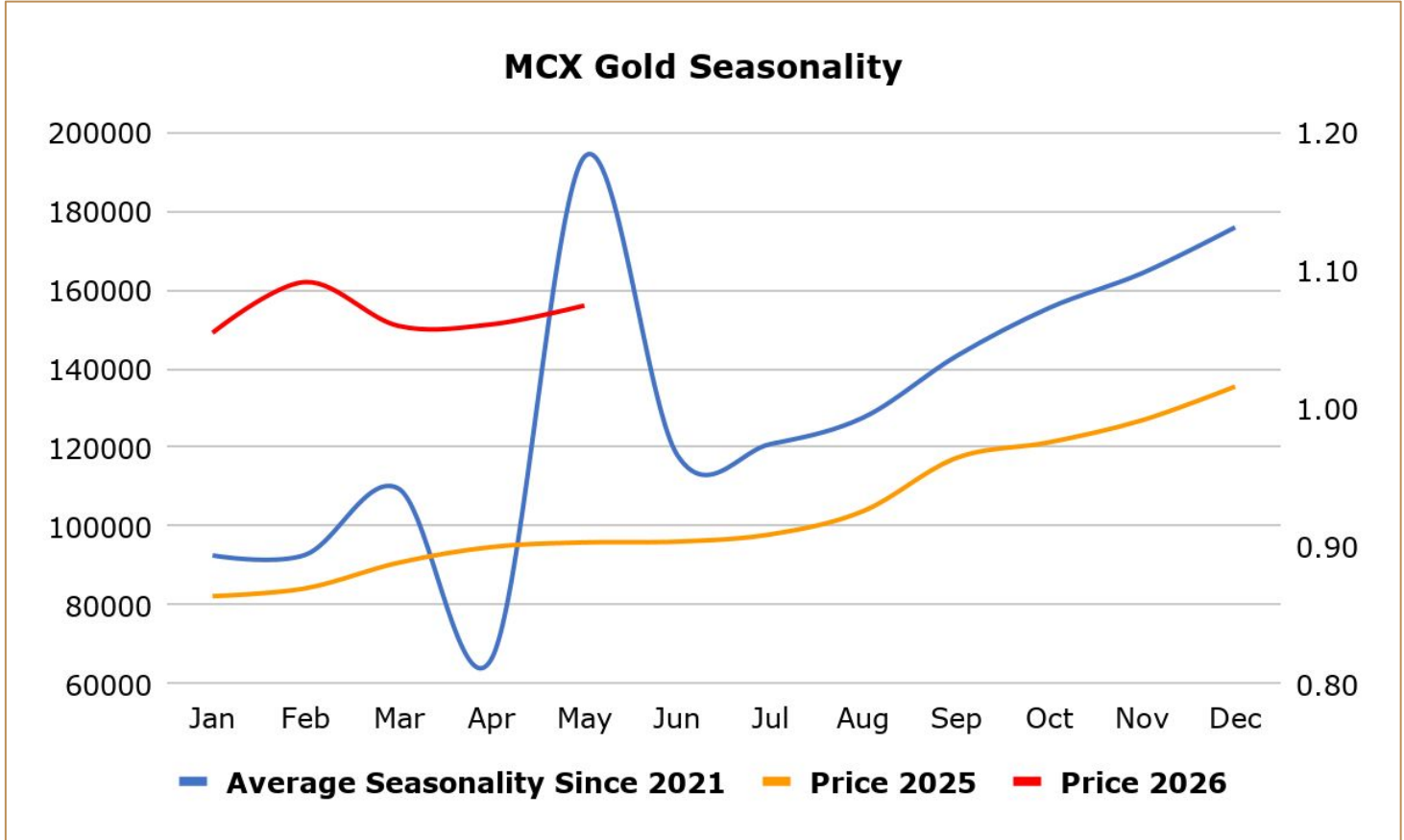
Gold prices gained as oil prices slipped on optimism over a potential end to the Iran conflict, which pressured the dollar and caused bond yields to fall. Israel and Lebanon said they had agreed to implement a ceasefire, raising hopes for a deal between Washington and Tehran. India's physically backed gold exchange-traded funds (ETFs) recorded their first net monthly outflow in a year in May, as investors booked profits following a sharp rise in prices triggered by higher import duties, data showed. Gold ETFs registered net outflows of \$61 million, equivalent to 0.4 metric tons, in May, reducing total holdings to 116.3 tons, data from the World Gold Council showed. Investors are now turning their attention to the release on Friday of the U.S. employment report for May.

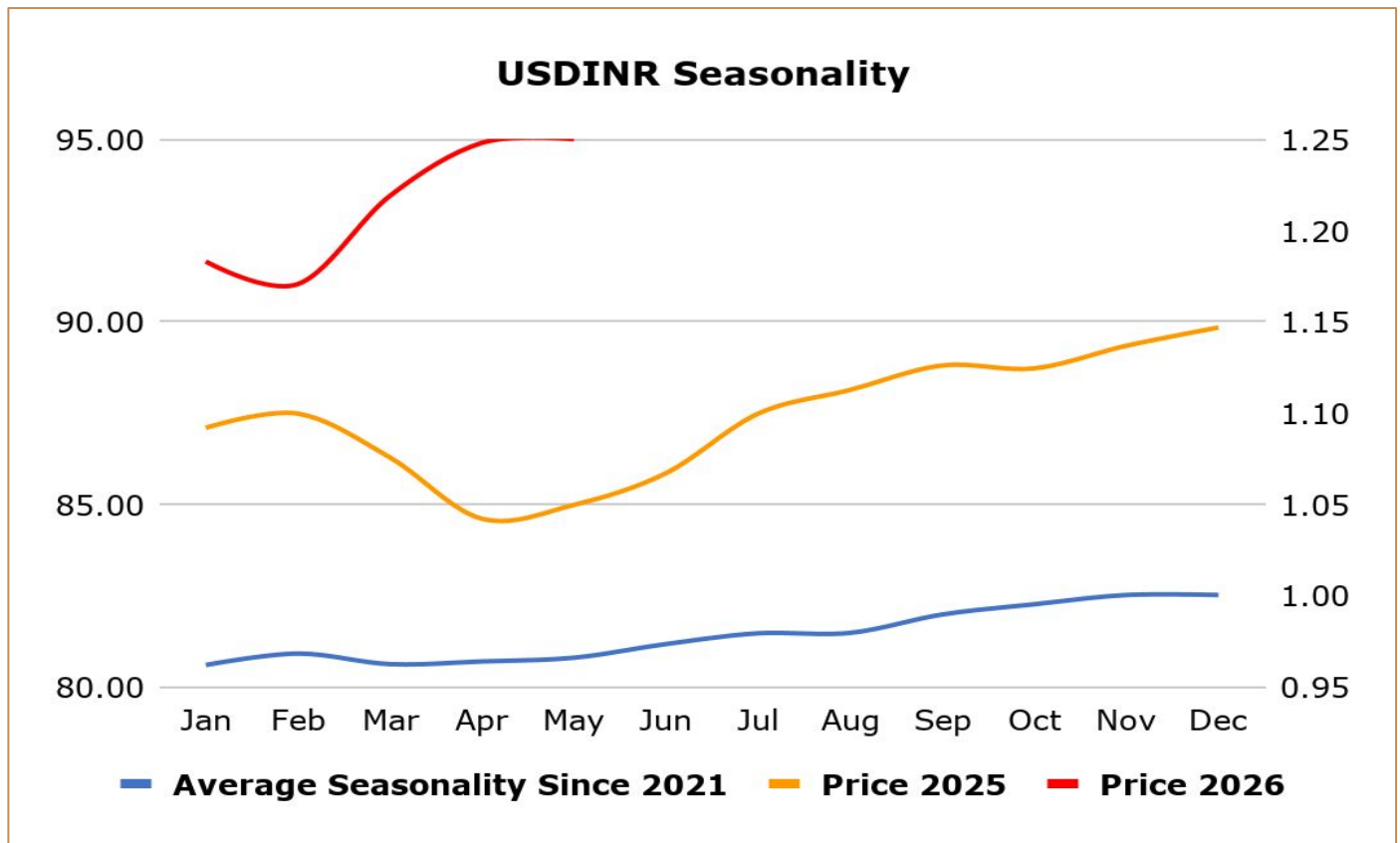
India gold demand tepid on price volatility; China premiums narrow - Gold demand in India remained subdued, as buyers held back due to a sharp rise in prices and import duties, while premiums in top consumer China narrowed on cautious market sentiment. Dealers in India quoted discounts of up to \$106 an ounce over official domestic prices, up from discounts of up to \$78 an ounce last week. In top consumer China, bullion traded at premiums of \$9 to \$12 an ounce over the global benchmark price, narrowing from premiums of \$10 to \$20 last week. In Hong Kong, gold traded at par to premiums of \$1.80, while in Japan, gold was sold at a discount of \$0.50. In Singapore, gold was sold at a discount of \$0.25 to a premium of \$3.50.

Swiss gold exports drop 20% in April as deliveries to UK fall - Gold exports from Switzerland in April fell 20% from the previous month as shipments to Britain and China slowed, offsetting higher deliveries to India and Hong Kong, Swiss customs data showed. The world's biggest bullion refining and transit hub's deliveries to the UK fell to 35.5 metric tons from 57.6 tons in March. Britain is home to the world's largest over-the-counter gold trading hub. Supplies to China, a major bullion consumer, eased by 19% to 30.5 tons while shipments to India climbed to 6.5 tons from 3.5 tons in March.

China's April net gold imports via Hong Kong rise 81.2% from March - China's net gold imports via Hong Kong rose 81.2% in April from the previous month, Hong Kong Census and Statistics Department data showed. The world's top gold consumer imported a net 86.715 metric tons in April, up from 47.866 tons in March, and marked its 13th straight monthly increase, the data showed. The Hong Kong data may not provide a complete picture of Chinese purchases because gold is also imported via Shanghai and Beijing. China's bullion buying patterns can influence global trends and markets. China's total gold imports via Hong Kong stood at 99.327 tons in April, up around 24.8% from March's 79.576 tons. Earlier this month, data from the People's Bank of China showed the central bank loaded up on gold for an 18th straight month in April. The country's gold reserves have added up to 74.64 million fine troy ounces by the end of April, versus the previous month's 74.38 million.

India raises gold and silver tariffs to 15% to curb imports, support rupee - India has raised import tariffs on gold and silver to 15% from 6%, government orders said, as part of efforts to curb overseas purchases of the metals and ease pressure on the country's foreign exchange reserves. The higher duties could dampen demand in the world's second-largest consumer of precious metals, although they may help narrow India's trade deficit and support the rupee, one of Asia's worst-performing currencies. However, industry officials warned higher import taxes could revive smuggling, which had eased after India cut tariffs in mid-2024. The government has imposed a 10% basic customs duty and a 5% Agriculture Infrastructure and Development Cess (AIDC) on gold and silver imports, taking the effective import tax to 15% from 6%. Inflows into India's gold exchange-traded funds (ETFs) surged 186% year-on-year in the March quarter to a record 20 metric tons, the World Gold Council said last month.





Weekly Economic Data

Date	Curr.	Data
Jun 1	EUR	German Final Manufacturing PMI
Jun 1	EUR	Final Manufacturing PMI
Jun 1	EUR	M3 Money Supply y/y
Jun 1	EUR	Private Loans y/y
Jun 1	EUR	Unemployment Rate
Jun 1	USD	Final Manufacturing PMI
Jun 1	USD	ISM Manufacturing PMI
Jun 1	USD	ISM Manufacturing Prices
Jun 1	USD	Construction Spending m/m
Jun 2	EUR	Core CPI Flash Estimate y/y
Jun 2	EUR	CPI Flash Estimate y/y
Jun 2	USD	JOLTS Job Openings
Jun 3	EUR	German Final Services PMI

Date	Curr.	Data
Jun 3	USD	ADP Non-Farm Employment
Jun 3	USD	Final Services PMI
Jun 3	USD	ISM Services PMI
Jun 3	USD	Factory Orders m/m
Jun 3	USD	Crude Oil Inventories
Jun 4	EUR	Retail Sales m/m
Jun 4	USD	Unemployment Claims
Jun 4	USD	Revised Nonfarm Productivity q/q
Jun 4	USD	Revised Unit Labor Costs q/q
Jun 4	USD	Natural Gas Storage
Jun 5	EUR	Final Employment Change q/q
Jun 5	EUR	Revised GDP q/q
Jun 5	USD	Average Hourly Earnings m/m

Stay Ahead in Markets with Kedia Advisory



Get Live Commodity & Equity Market Updates backed by in-depth research, data-driven insights, and expert analysis.

Why Kedia Advisory

- 🕒 Real-time market updates
- 📈 Key levels & trend direction
- 🔍 Research-based market views
- 👤 Trusted by active traders & investors

Visit: Kedia Advisory Website

www.kediaadvisory.com

CLICK HERE



SCAN ME



Kedia Stocks and Commodities Research Pvt Ltd

SEBI REGISTRATION NUMBER : INH000006156

Aadinath Commercial, Opp. Mumbai University, Vasant Valley Road, Khadakpada, Kalyan West

Investment in securities market are subject to market risks, read all the Related documents carefully before investing.



**Scan the QR to
connect with us**



KEDIA ADVISORY

KEDIA STOCKS & COMMODITIES RESEARCH PVT LTD.

Mumbai. INDIA.

For more details, please contact Mobile: +91 9619551022

Email: info@kediaadvisory.com

SEBI REGISTRATION NUMBER - INH000006156

For more information or to subscribe for monthly updates

Visit www.kediaadvisory.com

This Report is prepared and distributed by Kedia Stocks & Commodities Research Pvt Ltd. for information purposes only. The recommendations, if any, made herein are expressions of views and/or opinions and should not be deemed or construed to be neither advice for the purpose of purchase or sale through KSCRPL nor any solicitation or offering of any investment /trading opportunity. These information/opinions/ views are not meant to serve as a professional investment guide for the readers. No action is solicited based upon the information provided herein. Recipients of this Report should rely on information/data arising out of their own investigations. Readers are advised to seek independent professional advice and arrive at an informed trading/investment decision before executing any trades or making any investments. This Report has been prepared on the basis of publicly available information, internally developed data and other sources believed by KSCRPL to be reliable. KSCRPL or its directors, employees, affiliates or representatives do not assume any responsibility for or warrant the accuracy, completeness, adequacy and reliability of such information/opinions/ views. While due care has been taken to ensure that the disclosures and opinions given are fair and reasonable, none of the directors, employees, affiliates or representatives of KSCRPL shall be liable for any direct, indirect, special, incidental, consequential, punitive or exemplary damages, including lost profits arising in any way whatsoever from the information/opinions/views contained in this Report. The possession, circulation and/or distribution of this Report may be restricted or regulated in certain jurisdictions by appropriate laws. No action has been or will be taken by KSCRPL in any jurisdiction (other than India), where any action for such purpose (s) is required. Accordingly, this Report shall not be possessed, circulated and/ or distributed in any such country or jurisdiction unless such action is in compliance with all applicable laws and regulations of such country or jurisdiction. KSCRPL requires such a recipient to inform himself about and to observe any restrictions at his own expense, without any liability to KSCRPL. Any dispute arising out of this Report shall be subject to the exclusive jurisdiction of the Courts in India.